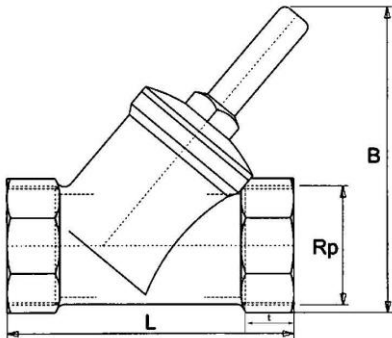


Angle-seat type, brass.

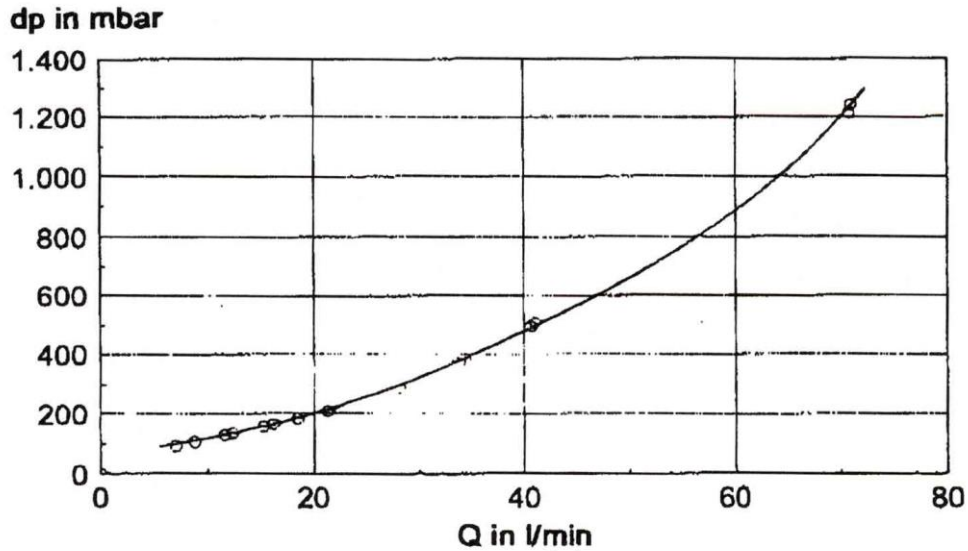
Body:	Brass, blank blasted
Seal:	NBR
Opening pressure:	Min. 0.5 bar
Operating pressure:	Max. 10.0 bar
Medium temperature:	80 °C
Ambient temperature:	80 °C
Operating temperature:	-30 °C to 90 °C
Medium:	Water
Port:	Rp thread acc. to DIN 2999



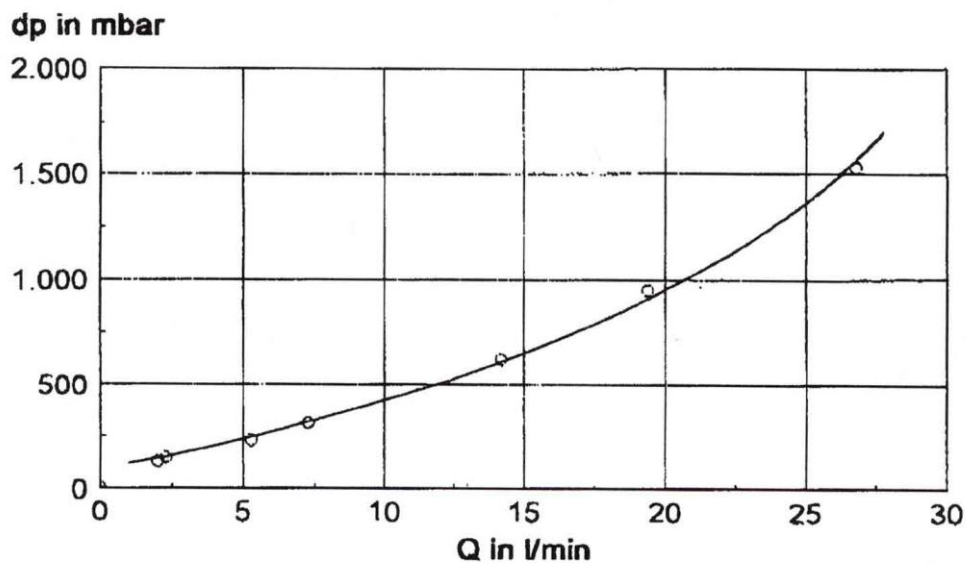
220.06

Art.-Nr.	Ident No.	Port Rp	DN	a/f	B	L	t
103825	220.02	3/8	10	27	50.0	49.0	11.4
103826	220.03	1/2	15	27	50.0	59.0	15.0
103827	220.04	3/4	20	32	60.0	67.0	16.3
103828	220.05	1	25	38	71.0	83.0	19.1
103829	220.06	1 1/4	32	48	97.0	96.0	21.4
103830	220.07	1 1/2	40	54	114.0	106.0	21.4
103831	220.08	2	50	68	135.0	130.0	25.7

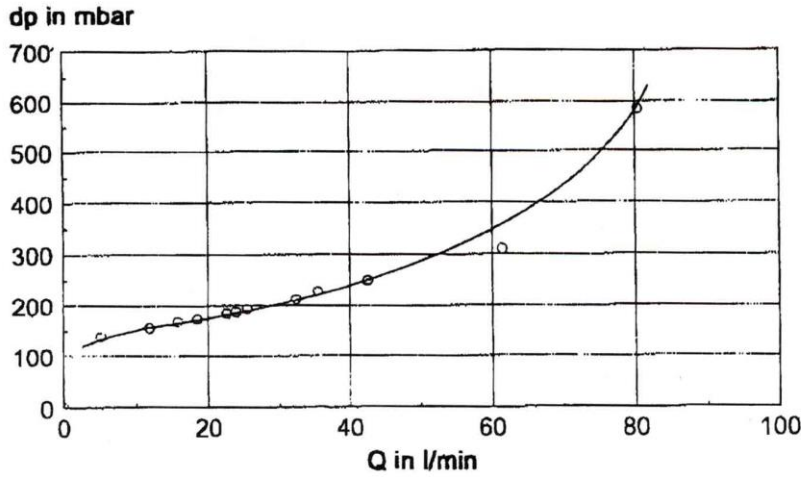
## Hydraulische Werte 0940-3/4"



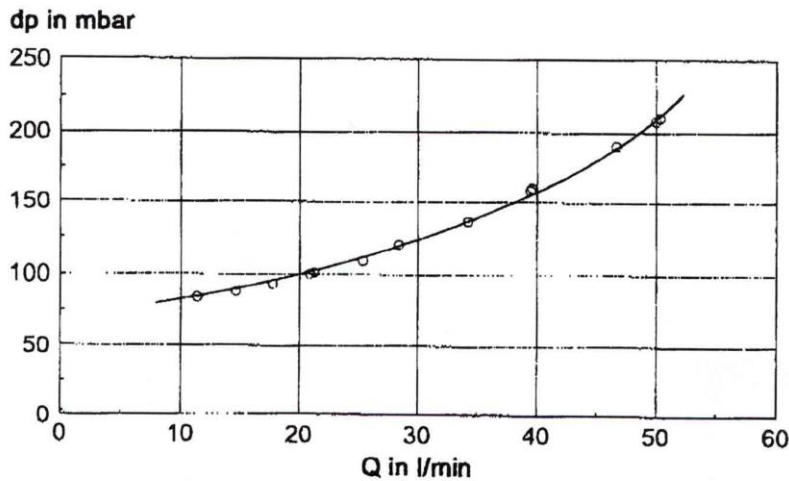
## Hydraulische Werte 0940 - 1/2"



### Hydraulische Werte 0940-1 1/4"



### Hydraulische Werte 0940-1"



The values for the sizes 1 1 / 2 and 2 are not available.